



2024 ANNUAL REPORT

PETROVIETNAM CHEMICAL & SERVICES CORPORATION



Chairman of the Board of Directors

Truong Dai Nghia

MESSAGE FROM THE BOARD OF DIRECTORS

To: Valued Shareholders, Customers, and Partners,

On behalf of the Board of Directors and all employees of PetroVietnam Chemical and Services Corporation (PVChem), I would like to express our sincere appreciation to our valued shareholders, customers, and partners for your continued trust and support over the years.

The year 2024 marked a period of volatility and challenges for PVChem as the global economy was significantly affected by inflation, oil price fluctuations, USD/VND exchange rate volatility, and persistently high input costs. These factors had a profound impact on the Corporation's business operations. With a proactive, united, and highly determined spirit, PVChem implemented a strong restructuring plan, optimized its resources, maintained stable operations, and gradually built a foundation for sustainable development.

A major highlight of 2024 was PVChem's successful bidding for several key service packages such as drilling fluid supply, production chemicals, and long-term maintenance services, reaffirming the Corporation's reputation and capabilities in the market. Additionally, R&D activities delivered significant outcomes, including the development of the Pro-Dril water-based drilling fluid system—an intellectual property owned by PVChem. Numerous applied research topics were effectively executed, opening up vast opportunities for the development of high-tech chemical products.

Entering 2025, with the spirit of 'Innovate to Break Through, Connect to Reach Further,' PVChem considers this a pivotal year to accelerate its 2026–2030 development strategy. The Corporation will continue restructuring its production and business segments, reorganizing its resources (capital, facilities, human resources), and leveraging each unit's core strengths to enhance operational efficiency. Focus areas include enhancing chemical engineering services, particularly in drilling fluids, production chemicals, maintenance, anti-corrosion industrial coatings, wastewater treatment, and O&M services for both internal and external projects. PVChem will also expand the production and business of traditional products, develop new ones to optimize the capacity of the Cái Mép Chemical Plant, and seek new investment opportunities for sustainable growth and long-term value creation for shareholders.

Looking ahead, although challenges remain, with a strengthened foundation and unwavering determination, PVChem is confident in its ability to break through and solidify its pioneering position in chemical engineering services in Vietnam and the region.

Once again, we would like to sincerely thank our esteemed shareholders, customers, and partners for your trust, companionship, and unwavering support. PVChem is committed to continued decisive, innovative, and effective action to be worthy of your trust.

Sincerely,

Chairman of the Board of Directors



Truong Dai Nghia



I. CORPORATE INFORMATION

1. COMPANY OVERVIEW

Corporation Name: PetroVietnam Chemical and Services Corporation – JSC

Abbreviation: PVChem

Stock Code : PVC

Charter Capital: VND 811.944.630.000 VNĐ

Business Registration Certificate No.: 0100150873

Head Office: 6th Floor, Vietnam Petroleum Institute Building, No. 167 Trung Kinh Street,
Yen Hoa Ward, Cau Giay District, Hanoi City

Tel: 024.38562861

Fax: 024.38562552

Email: mail@pvchem.com.vn

Website: www.pvchem.com.vn



VISION

To become a leading and reputable Vietnamese provider of chemicals and high-tech services for the oil and gas industry and other industrial sectors.



MISSION

To deliver chemical and technical services and products, creating successful value for customers, investors, and employees.



CORE VALUES

PROFESSIONALISM – EFFICIENCY – SUSTAINABLE DEVELOPMENT

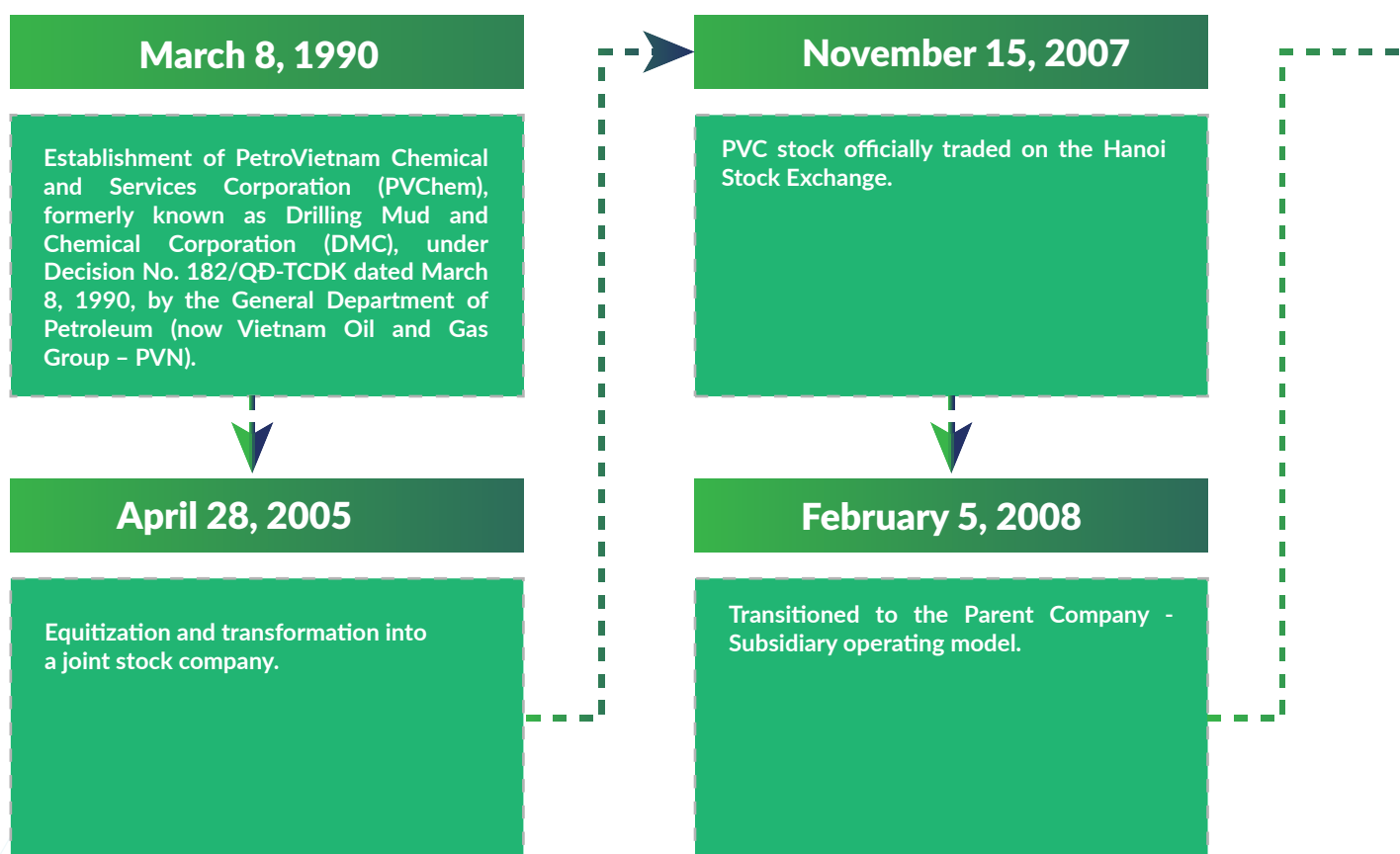
DEVELOPMENT PRINCIPLES:

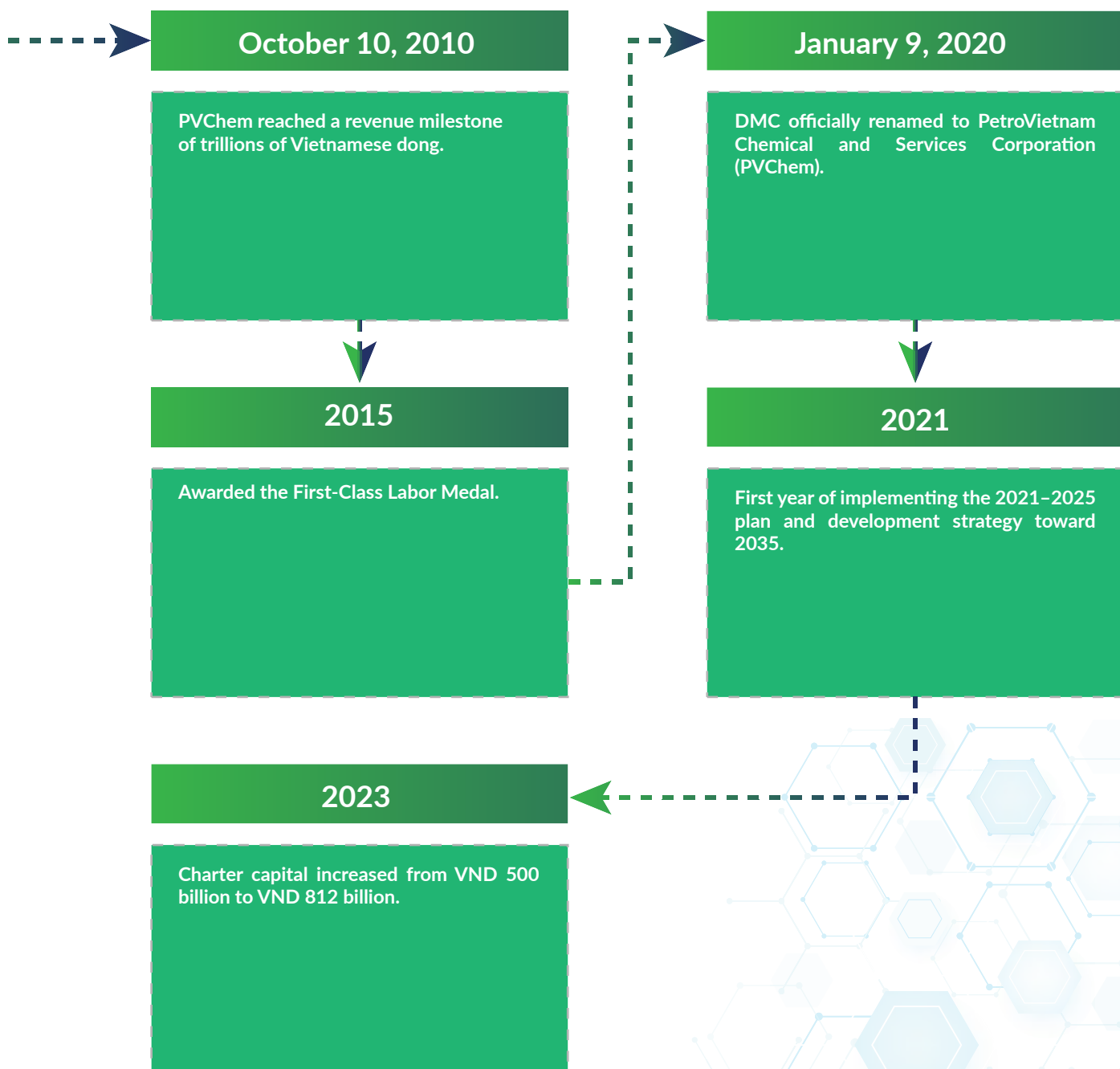
- Provide professional services and products that meet customer standards;
- Develop sustainable production, investment, and business with selective and effective investment;
- Ensure a connected, professional, and creative working environment, bringing social benefits;
- Ensure harmony between the interests of shareholders, customers, and employees.

PVCHEM CULTURAL IDENTITY:

"HUMANITY – COMPLIANCE – DEDICATION – COMPETITION – INNOVATION"

2. CORPORATE HISTORY AND DEVELOPMENT







3. CORE BUSINESS ACTIVITIES



● Technical Services:

Specializing in providing chemical engineering services for the oil and gas industry and other industrial sectors, including:

Drilling fluid services; Integrated production chemical services; Well and petroleum production technology services; Industrial cleaning services; Environmental treatment services; Corrosion protection services; Scaffolding services; Logistics services; Laboratory services; Maintenance and repair services...



● Manufacturing:

Producing chemicals, chemical additives, materials, and equipment for R&D, drilling fluid services, well completion and repair services, near-wellbore treatment, enhanced oil recovery, exploration, production, transportation, processing of oil and gas, and other industries.



● Trading:

Specializing in trading chemicals for the oil and gas sector and other industries, including: Petroleum chemicals and industrial chemicals; Trading petrochemical products; Trading materials and equipment.



4. GOVERNANCE MODEL AND A

Governance Model:

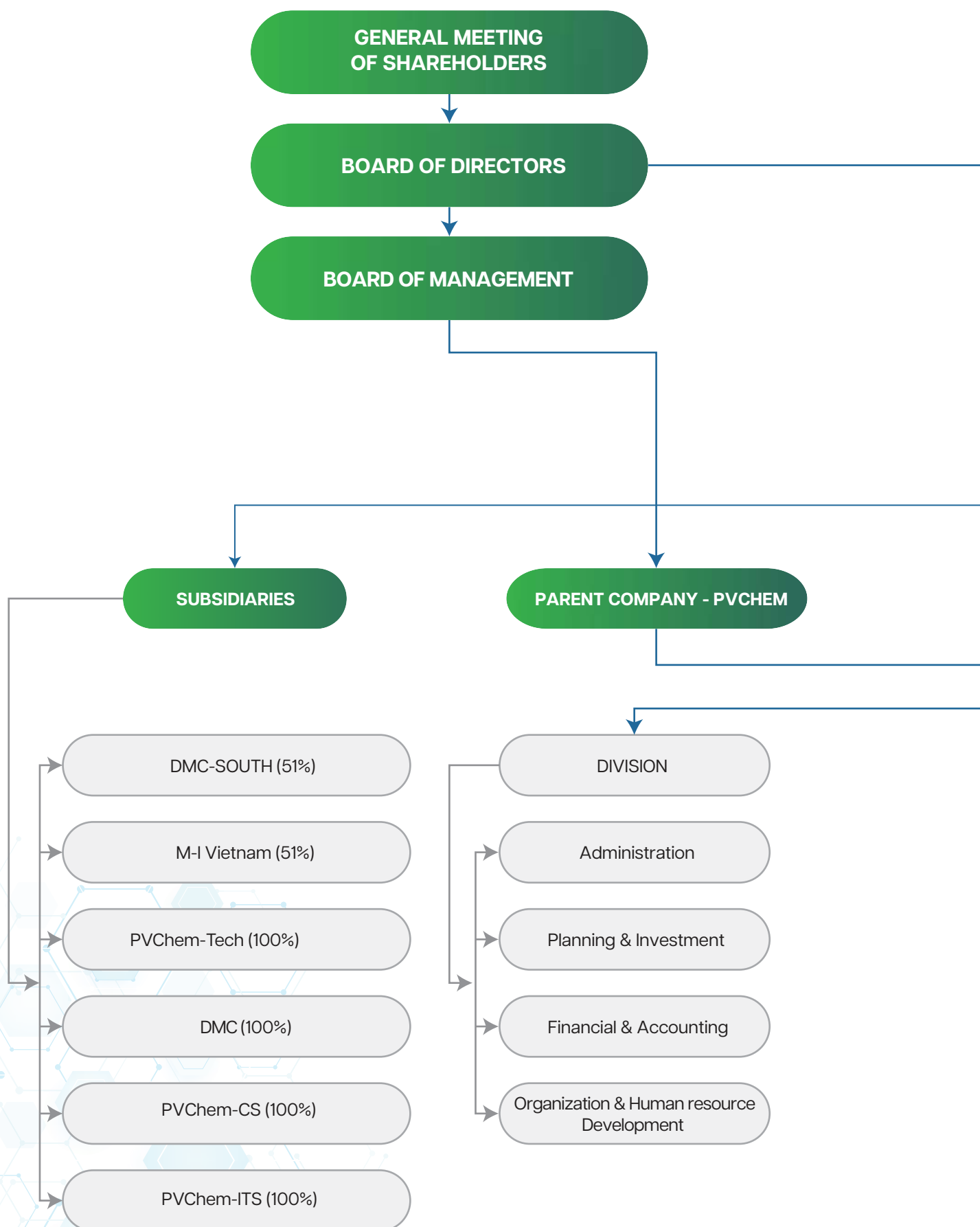
PVChem is organized under the Parent Company - Subsidiary model. PVChem is a public company listed on the Hanoi Stock Exchange (HNX), operating in compliance with the regulations and governance standards applicable to listed enterprises. It is a member unit of Vietnam Oil and Gas Group (PVN), with the State shareholder PVN holding 36% of the charter capital. The remaining shares are owned by thousands of institutional and individual shareholders.

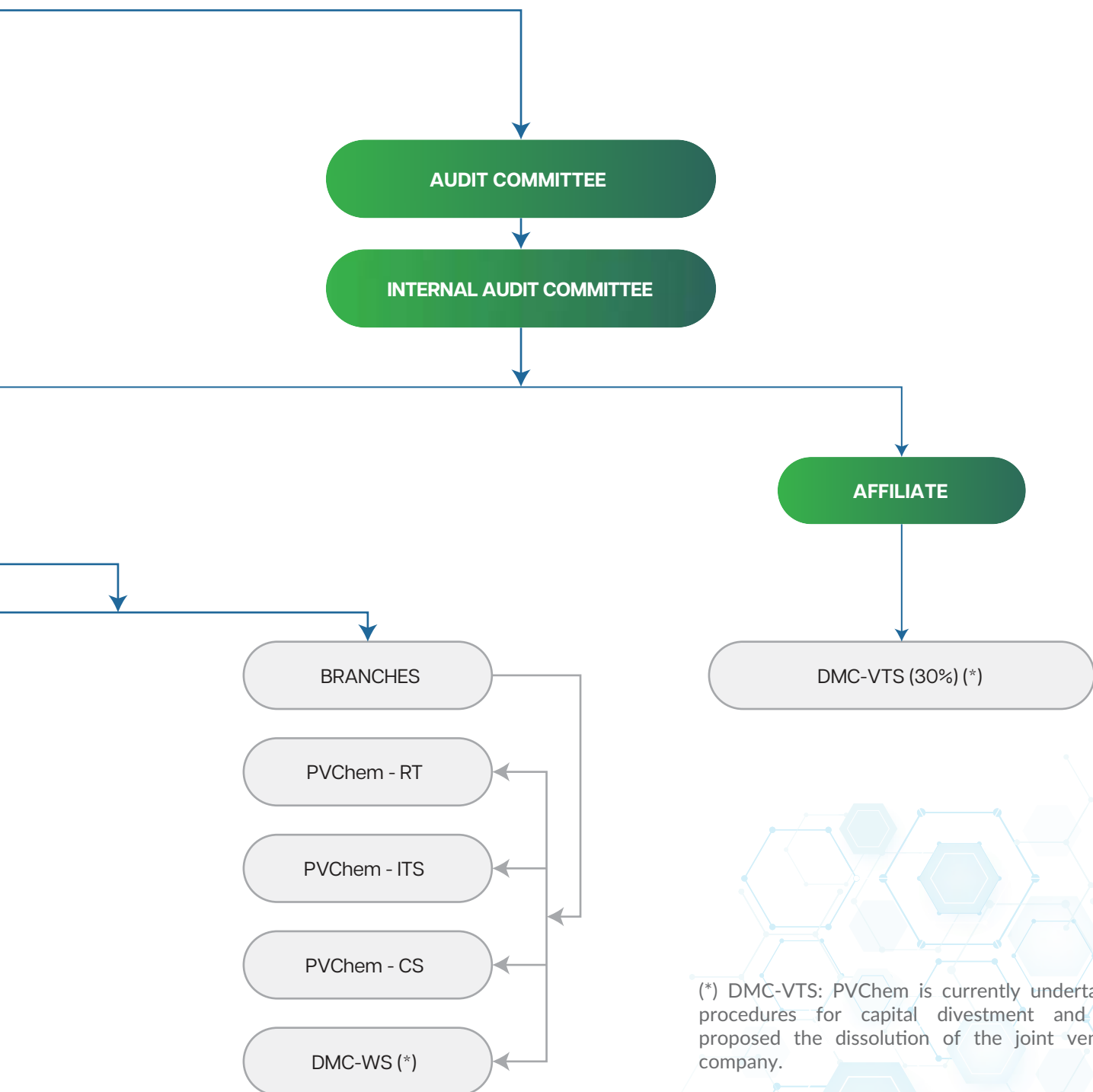
PVChem's management structure consists of: General Meeting of Shareholders, Board of Directors, Board of Management, and an Audit Committee under the Board of Directors.

PVChem has six subsidiaries, including four wholly-owned limited liability companies, one public joint stock company, and one two-member limited liability company.



ORGANIZATIONAL CHART





(*) DMC-VTS: PVChem is currently undertaking procedures for capital divestment and has proposed the dissolution of the joint venture company.

Branches: Operations have been or are being converted to the company model. The branches will be dissolved upon the full resolution of outstanding matters.

MANAGEMENT STRUCTURE:

BOARD OF DIRECTORS



Truong Dai Nghia

Chairman

Full name: Truong Dai Nghia

Gender: Male

Date of Birth: November 30, 1973

Service Period: From April 28, 2018 – Present



Duong Tri Hoi

Member of the Board of Directors cum
General Director

Gender: Male

Date of Birth: April 18, 1978

Service Period:

From January 2024 – Present



Nguyen Ngoc Quynh

Member of the Board of Directors

Gender: Male

Date of Birth: April 1, 1977

Service Period:

From July 2010 – Present



Ha Duy Tan

Member of the Board of Directors

Gender: Male

Date of Birth: November 16, 1974

Service Period:

From November 2009 – Present



Tran Hong Kien

Independent Member of the Board of Directors

Gender: Male

Date of Birth: November 8, 1981

Service Period:

From December 2019 – Present

BOARD OF MANAGEMENT



Duong Tri Hoi

General Director

Gender: Male

Date of Birth: April 18, 1978

Service Period:

from January 25, 2024



Bui Tuan Ngoc

Deputy General Director

Gender: Male

Date of Birth: March 23th, 1966

Service Period:

Served at PVChem from 1991–2007;
resumed from September 2011 – Present



Pham Ngoc Khue

Deputy General Director

Gender: Male

Date of Birth: March 26, 1967

Service Period:

From June 2019 – Present



Vu An

Deputy General Director

(resigned as of December 12, 2024):

Gender: Male

Date of Birth: November 18, 1977

AUDIT COMMITTEE



Tran Hong Kien

Independent BOD Member
cum Audit Committee Chairman

Gender: Male
Date of Birth: November 8, 1981
Service Period:
From December 2019 – Present



Nguyen Ngoc Quynh

Member of the Board of Directors
cum Audit Committee Member

Gender: Male
Date of Birth: April 1, 1977
Service Period:
From July 2010 – Present



Ha Duy Tan

Member of the Board of Directors
cum Audit Committee Member

Gender: Male
Date of Birth: November 16, 1974
Service Period:
From November 2009 – Present

CHIEF ACCOUNTANT



Tran Van Trinh

Chief Accountant

Gender: Male
Date of Birth: March 6, 1971
Service Period:
From July 2011 – Present



MEMBER UNITS



BRANCHES

- PVChem Corporation – Industrial Technical Services Branch (PVChem-ITS)
- PVChem Corporation – Research & Technical Services Center (PVChem-RT)
- PVChem Corporation – Petroleum Chemical Services Branch (PVChem-CS)
- DMC Corporation – Drilling Fluids and Well Services Branch (DMC-WS)

SUBSIDIARIES

1. PVChem-Tech Co., Ltd

Address : 12th Floor, Vietnam Petroleum Institute Building, No. 167 Trung Kinh Street, Yen Hoa Ward, Cau Giay District, Hanoi

Charter Capital / Ownership VND 70.000.000.000 / 100%

Main Business Areas

- R&D in natural sciences and engineering
- Support services for crude oil and natural gas extraction
- Corrosion protection, tech transfer
- Petroleum product testing and monitoring
- Trading gas, gas-based products, and biofuels

2. PVChem Drilling Mud and Services Co., Ltd (DMC)

Address : No. 35 – 30/4 Street, Ward 9, Vung Tau City, Ba Ria – Vung Tau Province

Charter Capital / Ownership: VND 120.000.000.000 / 100%

Main Business Areas

- Drilling fluids, well stimulation, enhanced oil recovery
- Chemical supply for oil & gas
- Maintenance, industrial cleaning, asset longevity services

3. PVChem-CS Co., Ltd (PVChem-CS)

Address: 163 Hai Ba Trung Street, Vo Thi Sau Ward, District 3, Ho Chi Minh City

Charter Capital / Ownership: VND 125.000.000.000 / 100%

Main Business Areas

- Industrial chemical and material trading
- Construction materials
- Fertilizers, plastics, textiles



4. PVChem Industrial Technical Services Co., Ltd (PVChem-ITS)

Address: 12th Floor, Vietnam Petroleum Institute Building, No. 167 Trung Kinh Street, Yen Hoa Ward, Cau Giay District, Hanoi

Charter Capital / Ownership: VND 60.000.000.000 / 100%

Main Business Areas

- Equipment maintenance (refinery, gas, fertilizer plants)
- Waste and scrap treatment and recycling
- Industrial and civil machinery trading

5. DMC – Southern Petroleum chemicals JSC

Address: 24/8 Le Thanh Tong Street, Thang Nhat Ward, Vung Tau City, Ba Ria – Vung Tau Province

Charter Capital / Ownership: VND 40.000.000.000 / 51%

Main Business Areas

- Oilfield chemical manufacturing and blending
- Trading of chemicals
- Logistics services in Southern Vietnam

6. M-I Vietnam Oil & Gas Services Co., Ltd

Address: 99 Le Loi Street, Ward 6, Vung Tau City, Ba Ria – Vung Tau Province

Charter Capital / Ownership: VND 126.978.086.280 / 51%

Main Business Areas

- Provision of drilling fluid services in Vietnam

AFFILIATE COMPANY

7. DMC-VTS Joint Venture Co., Ltd (Laos)

Charter Capital / Ownership: VND 33.073.441.802 / 30%

- (*) Actual contributed capital of DMC-VTS
- (**) PVChem's ownership based on charter capital

Main Business Areas

- Exploration and processing of Barite and minerals in the Lao People's Democratic Republic



5. DEVELOPMENT GOALS FOR THE 2026–2030 PERIOD

5.1 Overall Objective

To build and develop PVChem into a professional provider of chemical engineering services and a leading manufacturer and distributor of chemical and petrochemical products in Vietnam and the region. The Corporation aims for an average annual revenue growth rate of 10–20% during the 2026–2030 period.

5.2 Specific Objectives by Sector

5.2.1 Technical Services

Drilling Fluid Services

- Maintain market share and enhance service quality
- Develop proprietary PVChem-branded drilling fluids and production chemicals to offer integrated upstream services for oil and gas contractors in Vietnam, with a vision to expand regionally and internationally
- Strive to export high-quality personnel and services abroad

Industrial Services

- Become a reputable unit in the oil and gas sector in corrosion protection and infrastructure lifespan extension
- Strengthen domestic and international partnerships, expanding the scale and efficiency of operations
- Identify key services and target markets to implement the service development strategy and export services to Southeast Asian countries
- Continue expanding downstream services, becoming PVN's key unit for maintenance and chemical engineering services in the downstream oil and gas sector
- Maintain technical service stability within the oil and gas value chain

5.2.2 Trading Sector

- Target revenue: VND 2,300 – 2,800 billion per year
- Maintain current market share and client base across product lines: drilling chemicals, production chemicals, and petrochemical products; Closely follow PVN's oil and gas project development roadmap to expand customer and product portfolios
- Establish a robust foundation of supply chain systems, and build a team of capable leadership and staff to support domestic and international drilling chemical supply campaigns

5.2.3 Manufacturing and Investment

- Enhance investment efficiency and gradually increase the proportion of revenue from manufacturing
- Invest in expanding and developing traditional products (e.g., G cement)
- Focus on R&D and invest in projects aligned with PVN's value chain and appropriate in scale, such as: Industrial gas production plant; Sulfuric acid (H_2SO_4) manufacturing plant; Chemical storage terminal project; PP Filler production project; M&A of plants/companies/projects aligned with the development strategy
- Invest in equipment and infrastructure systems (e.g., Phu Quoc base, mechanical workshop/galvanizing workshop, storage tanks, blending plants for E&P and petrochemical chemicals) to develop core technical services including maintenance (BDSC), enhanced oil recovery (EOR), etc., in support of business operations



5.3 Key Targets for the 5-Year Plan (2026–2030)

Indicator	Unit	2026–2030 Plan
I Total production volume	Tons	228.170
II Consolidated Financial Targets		
1 Total revenue	VND billion	22.100,00
2 Profit before tax	VND billion	318,00
3 Profit after tax	VND billion	236,00
4 State budget contribution	VND billion	789,00
III Financial Targets – Parent Company (PVChem)		
1 Charter capital	VND billion	2.000,00
2 Total revenue	VND billion	2.150,00
3 Profit before tax	VND billion	160,00
4 Profit after tax	VND billion	160,00
5 State budget contribution	VND billion	51,00
IV Investment capital requirement	VND billion	2.595,00

6. RISKS

Risk management at PetroVietnam Chemical and Services Corporation (PVChem) is a critical component of its management strategy, ensuring sustainable development and safety in all production and business activities. The following outlines the key areas of risk management at PVChem.

6.1 Risk Identification

- PVChem implements a risk identification framework based on international standards and internal requirements, focusing on the following key aspects: Financial risks: including exchange rate fluctuations, raw material prices, bad debts, cash flow issues, and asset valuation.
- Operational risks: such as production incidents, quality control, equipment maintenance, labor safety, project management, personnel, processes, and IT systems.
- Strategic risks: associated with corporate strategy, major market changes, competitive dynamics, and shifts in the business environment.
- Compliance risks: ensuring adherence to legal, regulatory, ethical standards, and contractual obligations.

6.2 Risk Assessment and Analysis

- Determine the likelihood and impact of each risk using a risk assessment matrix.
- Classify risks by severity (high, medium, low) to prioritize appropriate control measures.

6.3 Risk Prevention and Control Measures

6.3.1 Financial Risks

- **Credit Risk**

Credit risk arises when customers or partners fail to fulfill their contractual obligations, leading to financial loss for PVChem. The company has defined its risk appetite and acceptance levels to guide credit policy. Credit risk is regularly monitored and responded to with appropriate measures. Provisions for overdue receivables are made in accordance with government regulations to protect shareholder interests.

- **Exchange Rate Risk**

PVChem conducts certain transactions in foreign currencies and is therefore exposed to exchange rate fluctuations. A dedicated risk analysis team evaluates exchange rate movements to adjust related financial items. Transactions are negotiated using commonly traded currencies. The company partners with financially stable institutions with sufficient foreign exchange reserves and proper legal authorization.

- **Interest Rate Risk**

PVChem faces interest rate risk from existing loan agreements. This is managed by maintaining an optimal loan structure and actively negotiating favorable terms based on market competitiveness.

6.3.2 Compliance Risks

PVChem operates under the legal framework of Vietnamese law and the policies and regulations of PetroVietnam, the State Securities Commission, and the Stock Exchange. Changes in laws, policies, or PetroVietnam directives directly affect all aspects of the Corporation's operations—from external business dealings to internal governance. To mitigate compliance risk, PVChem monitors and updates changes in legal and regulatory policies. Regularly reviews and updates internal policies to ensure compliance and support sound management. Promotes legal awareness across all management levels, including subsidiaries and branches. Recommends policy improvements to competent authorities, especially in favor of domestic and in-industry service development.

6.3.3 Industry-Specific Risks for PVChem

- **Market and Competitive Risk**

A major market challenge is the competition from well-established chemical companies with strong financial resources and market experience. These companies continue to expand their marketing and sales activities to gain market share, including international competitors.

In response, PVChem invests in machinery and technology to expand production capacity, improve product quality, and optimize pricing to compete more effectively.

- **Raw Material Risk**

In the chemical industry, raw materials are critical to output quality and production stability. PVChem ensures input quality by sourcing from reputable domestic and international suppliers. Supplier assessment and selection play a vital role in ensuring high-quality end products.

6.4 Risk Monitoring and Continuous Improvement

- Conduct regular inspections and evaluations to detect and adjust to emerging risks.
- Apply international risk management standards (e.g., ISO 31000, COSO ERM).
- Establish a responsive risk reporting and feedback system across all departments within the Corporation.



II. BUSINESS PERFORMANCE IN 2024

1. PRODUCTION AND BUSINESS OPERATIONS IN 2024

● Consolidated Business Results of the Corporation in 2024

No.	Indicator	Unit	2023 Actual	2024 Plan	2024 Actual	(%)	(%)
A	B	C	1	2	3	4=3:2	5=3:1
1	Production volume	Tons	11.675	17.100	12.213	71	105
2	Revenue	VND billion	3.273,51	3.050,00	2.994,94	98	91
3	Profit before tax	VND billion	54,56	62,00	27,51	44	51
4	Profit after tax	VND billion	35,02	49,00	15,49	32	44
5	State budget contribution	VND billion	185,37	130,00	125,54	97	68

● 2024 Business Results – Parent Company and Member Units

No.	Indicator	Unit	2023 Actual	2024 Plan	2024 Actual	(%)	(%)
A	B	C	1	2	3	4=3:2	5=3:1
1	Parent Company – PVChem						
	Total revenue	VND billion	2.271,48	128,00	1.681,59	1.314	74
	Profit before tax	VND billion	6,00	46,50	6,88	15	115
	Profit after tax	VND billion	6,00	46,50	6,28	14	105
	State budget contribution	VND billion	114,39	3,00	44,37	1.479	39
	Investment	VND billion	257,50	222,00	0,97	0,44	0,38

No.	Indicator	Unit	2023 Actual	2024 Plan	2024 Actual	(%)	(%)
A	B	C	1	2	3	4=3:2	5=3:1
2	DMC – Southern Petrochemical						
	Revenue	VND billion	382,42	355,00	367,86	103	96
	Profit before tax	VND billion	2,01	7,50	0,47	6	23
3	PVChem – Tech						
	Revenue	VND billion	311,51	395,00	176,40	45	57
	Profit before tax	VND billion	5,12	17,00	2,01	12	39
4	DMC						
	Revenue	VND billion	507,46	455,00	416,75	92	82
	Profit before tax	VND billion	40,36	30,00	17,37	58	43
5	M-I Vietnam						
	Revenue	VND billion	277,29	455,00	289,71	64	104
	Profit before tax	VND billion	36,22	41,00	30,00	73	83
6	PVChem – CS						
	Revenue	VND billion	1.396,00	1.520,00	1.570,23	103	112
	Profit before tax	VND billion	2,31	33,70	21,27	63	921
7	PVChem – ITS						
	Revenue	VND billion	330,32	235,00	149,65	64	45
	Profit before tax	VND billion	5,21	15,00	6,00	40	115



1.1 Analysis of Business Developments in 2024

- In 2024, PVChem undertook a restructuring of its core business areas, eliminating several non-profitable activities that were not aligned with the Corporation's core industries.
- The sharp increase and ongoing fluctuations in the USD/VND exchange rate during the early months and throughout the year directly impacted PVChem's operations. This is because some PVChem units import chemicals and materials in USD, while certain customer contracts are denominated in VND.

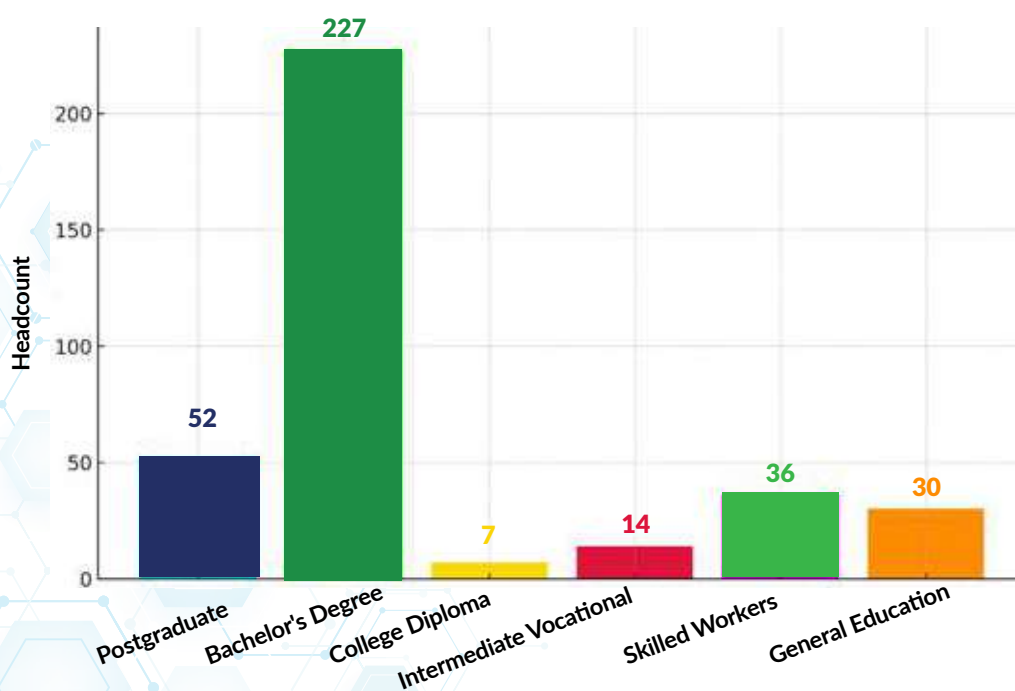
1.2 Analysis of Underperformance Against Plan and Year-over-Year

- In 2024, PVChem's core activities—Manufacturing, Trading, and Services—faced multiple challenges that reduced operational efficiency across all sectors. Key reasons include:
- **Trading:** The launch of domestic plastic manufacturing plants significantly reduced demand for imported plastic resins.
- **Services:** The workload decreased in 2024 due to a lower number of wells contracted by oil and gas operators. Additionally, some drilling plans were postponed to 2025 due to the unavailability of rigs. Competitive pressures and bidding-related price reductions also directly affected revenue and profit.
- **Manufacturing:** The plant primarily produces specialty oilfield chemicals. It is actively seeking non-oilfield customers. However, the plant continues to incur depreciation costs, significantly impacting the business performance of PVChem's manufactured products.

2. ORGANIZATION AND HUMAN RESOURCES

PVChem Workforce Structure

- (As of December 31, 2024)





2.1 Employee-related Policies

2.1.1 Workforce and Salary in 2024:

- Average number of employees: 367
- Average salary: VND 22.3 million/person/month

2.1.2. Employee Policies and Benefits:

- In 2024, the Corporation fully implemented policies and benefits for employees in accordance with the regulations of the State and the Corporation

2.2. Employee Training Activities

- Number of training attendances in 2024: 631
- Total training hours in 2024: approximately 2,372 hours
- Training programs were designed to support employees in developing their careers.

2.3. Improvements in Organizational Structure, Policies, and Management

2.3.1. Organizational Structure:

- Developed and implemented a labor arrangement plan in line with the transformation of the operating model of PVChem-CS and PVChem-ITS branches, ensuring both job suitability and employment stability for employees.

2.3.2. Employee-related Policies:

- PVChem applied an effective performance-based salary mechanism, linking wages to the performance of each department and individual. This was combined with a reward system to encourage and motivate effective employees, especially prioritizing incentives for employees directly generating revenue and profit.

2.3.3. Management Policies:

- Promoted dual roles to enhance efficient human resource utilization, particularly by assigning senior executives of the Corporation to concurrently serve as Chairpersons of subsidiaries. This enhanced the role and accountability of unit leaders/representatives, creating maximum autonomy for units in their business operations, thereby contributing more to the overall effectiveness of PVChem and improving the management, coordination, and advisory functions of the Parent Company.
- Increased the proportion of direct labor involved in production and business operations while reducing indirect labor at departments/offices of the Parent Company.
- Regularly reviewed and promptly revised internal regulations, rules, and procedures to align with State regulations and practical conditions in each stage, in order to promote autonomy for directly operating units and strengthen incentive mechanisms for employees.

3. INVESTMENT STATUS OF PROJECTS

3.1. Project Investment Activities

In 2024, PVChem conducted a thorough review of its entire investment portfolio and focused solely on procuring essential and efficient equipment. The Corporation also studied feasible and effective projects aligned with PVN's value chain. PVChem aimed to develop the PP Filler product market to ensure stable output and project efficiency prior to making investment decisions. The Corporation also concentrated on evaluating and reviewing the investment portfolio to match market conditions and the actual needs of the organization. Notable initiatives included: The investment opportunity study for a chemical storage tank system for industrial chemical trading; The Bio-ethanol project; The industrial gas production project utilizing cold energy from the LNG Thi Vai terminal PVChem also actively sought potential mergers and acquisitions to enhance its production capacity. Total investment in 2024 reached VND 0,97 billion, compared to the planned amount of VND 222 billion.

3.2. Capital Contribution to Subsidiaries and Associates

PVChem has equity investments in the following subsidiaries and associated companies: DMC - Miền Nam, M-I Vietnam, DMC, PVChem-Tech, PVChem-ITS, PVChem-CS.

Company Name	Charter Capital (VND)	PVChem's Ownership (%)
M-I Vietnam	126,978,086,280	51%
DMC	120,000,000,000	100%
PVChem-Tech	70,000,000,000	100%
DMC Southern	40,000,000,000	51%
PVChem-CS	125,000,000,000	100%
PVChem-ITS	60,000,000,000	100%



4. FINANCIAL POSITION

● Key Financial Indicators

Unit: VND

Indicator	2024	2023	Amount Change	
			%	Value
Total Assets	2.065.496.107.000	2.472.040.508.287	-16,45%	-406.544.401.287
Non-current Assets	164.603.387.251	171.702.032.054	-4,13%	-7.098.644.803
Current Assets	1.900.892.719.749	2.300.338.476.233	-17,36%	-399.445.756.484
Cash & Cash Equivalents	420.927.811.897	649.484.816.227	-35,19%	-228.557.004.330
Inventories	416.008.652.940	318.396.620.320	30,66%	97.612.032.620
Receivables	844.457.809.948	1.158.165.965.650	-27,09%	-313.708.155.702
Liabilities	1.027.412.110.556	1.422.318.486.560	-27,76%	-394.906.376.004
Short-term Liabilities	1.010.908.353.432	1.403.431.002.848	-27,97%	-392.522.649.416
Cost of Goods Sold	2.759.869.903.602	2.999.441.035.747	-7,99%	-239.571.132.145
Sales Revenue	2.957.527.782.915	3.228.718.536.079	-8,40%	-271.190.753.164
Net Revenue	2.957.274.417.474	3.221.926.426.248	-8,21%	-264.652.008.774
Interest Expenses	3.081.943.648	4.169.707.516	-26,09%	-1.087.763.868
Administrative Expenses	152.963.370.580	162.663.150.644	-5,96%	-9.699.780.064
Operating Profit	21.123.869.466	35.913.488.850	-41,18%	-14.789.619.384
Other Profit	6.386.706.895	18.642.509.866	-65,74%	-12.255.802.971
Profit Before Tax	27.510.576.361	54.555.998.716	-49,57%	-27.045.422.355
EBIT	30.592.520.009	58.725.706.232	-47,91%	-28.133.186.223
Net Profit After Tax	15.493.195.671	35.022.425.982	-55,76%	-19.529.230.311
Dividend Payout Ratio		81,18%	100%	
Owner's Equity	1.038.083.996.444	1.049.722.021.727	-1,11%	-11.638.025.283
Net Profit Attributable to Parent Co.	3.299.249.627	20.483.278.513	-83,89%	
Estimated Bonus & Welfare Fund	1.000.000.000	8.852.020.777		

● Key Financial Ratios – PVChem 2024 vs 2023

Indicator	Unit	2024	2023	% Change
I. Liquidity Ratios				
1. Current Ratio = Current Assets / Current Liabilities	times	1,88	1,64	14,72%
2. Quick Ratio = (Current Assets - Inventory) / Current Liabilities	times	1,47	1,41	4,01%
II. Capital Structure Ratios				
1. Non-current Assets / Total Assets	%	7,97%	6,95%	14,73%
2. Current Assets / Total Assets	%	92,03%	93,05%	-1,10%
3. Debt / Total Assets	%	49,74%	57,54%	-7,79%
4. Debt / Owner's Equity	%	98,97%	135,49%	-36,52%
III. Operating Efficiency Ratios				
1. Inventory Turnover = COGS / Average Inventory	times	7,52	8,79	-14,51%
2. Net Revenue / Total Assets	times	1,43	1,30	9,85%
IV. Profitability Ratios				
1. Net Profit Margin = Net Profit / Net Revenue	%	0,52%	1,08%	-0,56%
2. Return on Equity (ROE)	%	1,49%	3,33%	-1,84%
3. Return on Assets (ROA) = Net Profit / Total Assets	%	0,68%	1,48%	-0,80%
4. Operating Profit / Net Revenue	%	0,71%	1,11%	-0,40%
5. EPS		28	143	-115
6. Profit Before Tax / Owner's Equity		2,63%	5,79%	5,197%
7. ROE (alternative)		1,48%	3,72%	3,720%
8. Capital Preservation and Growth Ratio		0,99	1,26	1,26

5. SHAREHOLDER STRUCTURE AND CHANGES IN OWNER'S EQUITY INVESTMENT

Shares:



Total number of shares:
81.194.463
shares

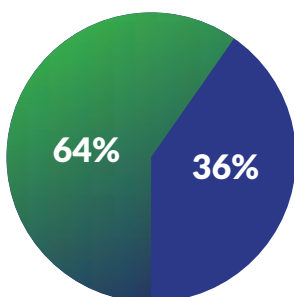


Total number of outstanding shares:
81.194.463
shares



Type of shares:
Freely transferable

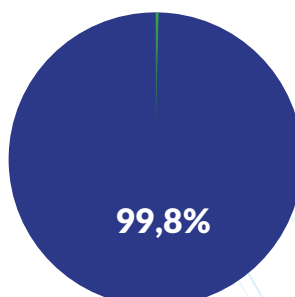
Shareholder structure (as of the record date: October 2, 2024):



Shareholder structure

- Vietnam Oil and Gas Group (PVN): 36%
- Other shareholders: 64%

Maximum foreign ownership ratio: 0%



- Domestic shareholders: 99,8%
- Foreign shareholders: 0,2 %



● Changes in Owner's Equity Investment

Unit: million VND

Time	Charter Capital	Capital Increase	Method of Capital Increase
Start of joint-stock company model (Oct 2005)	120.000	0	
Nov 2008	145.199,98	25.199,98	Share issuance for 2007 dividend to existing shareholders
Sep 2009	159.717,35	14.517,37	Share issuance for 2008 dividend to existing shareholders
Dec 2009	192.382,25	32.664,9	Share issuance to existing shareholders
Jul 2010	195.412,84	3.030,59	Private placement to PVFCCo for unsold shares under offering certificate No. 483/UBCK-GCN
Oct 2010	350.000	154.587,16	Share issuance to existing shareholders and employees
Oct 2012	350.000	500.000	Share issuance to existing shareholders and employees
Dec 2023	500.000	811.944,63	Share issuance to existing shareholders and employees

- Treasury Share Transactions: None
- Other Securities: None



6. REPORT ON THE COMPANY'S ENVIRONMENTAL AND SOCIAL IMPACTS

6.1. Energy Consumption

- Direct and indirect energy consumption: Electricity: 1,475,070 KWh; DO oil: 68.189 tons.
- Energy saved through efficiency initiatives: None.
- Reports on energy-saving initiatives (providing energy-efficient products/services or use of renewable energy): None.
- Water consumption (total usage in business operations during the year): 14.862 m³ of domestic water.

6.2. Compliance with Environmental Laws

In 2024, PVChem effectively implemented environmental protection measures. All environmental monitoring indicators remained within permitted limits, and the company fully complied with applicable environmental laws and regulations.

- Various solutions were applied to minimize environmental impacts, such as collecting and treating wastewater and emissions according to standards before discharge; collecting, sorting, and properly handling solid and hazardous waste.
- Number of penalties for environmental violations: None
- Total fines for environmental violations: None

6.3. Labor Responsibility Assessment

- Organized regular health check-ups for all employees in accordance with regulations. Provided hazardous duty allowances and occupational disease screenings for employees working in heavy or hazardous environments, in compliance with the law.
- Provided personal protective equipment (PPE) to workers.
- Supplied medicine and medical equipment and conducted training programs on occupational safety and health (OSH).
- Measured and evaluated the working environment to assess and ensure safe working conditions.
- Continuously implemented and improved the integrated Safety – Environment – Quality Management System according to ISO 9001, ISO 14001, and ISO 45001 standards across all business operations.

6.4. Local Community Responsibility

In 2024, PVChem maintained a strong record in environmental protection and local security, with no incidents of pollution, safety threats, or fire/explosion events. The company also sustained its commitment to community welfare, including:

- Organizing hiking and tree planting events under the message “Each seed becomes a tree; each tree becomes a forest,” led by the Southern Trade Union.
- Participating in volunteer and charitable activities in collaboration with the company's internal political-social organizations such as the Trade Union and Youth Union, with strong support from local authorities.
- Notable activities included:
- Visiting and supporting war veterans and national contributors at the Duy Tien Nursing Center (Ha Nam) on War Invalids and Martyrs Day (July 27).
- Partnering in social welfare programs in Thach Hoi Commune, Thach Ha District, Ha Tinh Province.
- Organizing the “Warm Winter” program to provide winter clothing for children in Mu Ca Commune, Muong Te District, Lai Chau Province.
- Donating to people affected by Typhoon YaGi.
- Successfully organizing voluntary blood donation drives.

The background of the page is a dark green to blue gradient. It features a pattern of small, light green dots and lines, resembling a circuit board or a digital network. On the left side, a hand is visible, pointing towards the right. In the center-right area, there are several icons: a single human figure in a box, a group of three human figures in a larger box, and another single human figure in a box. These icons are connected by lines to the circuit-like pattern.

III. REPORT AND EVALUATION BY THE BOARD OF GENERAL DIRECTORS

1. OVERALL EVALUATION OF THE BUSINESS PLAN

In implementing the 2024 Business Plan, right from the beginning of the year, PVChem proactively carried out measures to enhance business operations, such as: (i) restructuring main business areas and reorganizing member units to focus resources on core services; (ii) seeking new products/services and growth drivers to increase revenue and profit; (iii) closely monitoring exchange rate and interest rate fluctuations to manage cash flow flexibly and efficiently to support operations and investment; (iv) actively implementing cost-saving measures to improve operational efficiency. These efforts enabled PVChem to achieve certain successes while ensuring employment and welfare for its employees.

2. PERFORMANCE EVALUATION BY SECTOR

2.1. Services

Revenue reached VND 673.2 billion, accounting for 22.5% of total revenue, fulfilling 71% of the annual target. (i) Drilling Fluid Services: Revenue of VND 477.0 billion (16% of total), reaching 73% of the plan (ii) Technical Services: Revenue of VND 46.5 billion, reaching 70% of the plan (iii) Industrial Services: Revenue of VND 149.7 billion, reaching 64% of the plan.

2.2. Trading

In 2024, PVChem continued to stably supply chemical services for oil and gas activities across drilling, exploitation, petrochemical refining, and gas-fertilizer-electricity sectors. The product portfolio was increasingly diversified from imports, local sources, and self-blending. Revenue reached VND 2,261 billion (75.5% of total revenue), achieving 106% of the plan and 108% of 2023 revenue: Imported and BSR plastic resins: VND 871.4 billion (29.1%); Imported sulfur: VND 338.5 billion (11.3%); Chemical products: VND 1,051.1 billion (35.1%)

2.3. Manufacturing

PVChem focused on producing traditional products (G Cement, Silica Flour, Bentonite API, etc.) for VSP and domestic oil service companies. Efforts were made to improve Cái Mép Plant efficiency by exploring partnerships, expanding production, and developing new products such as Bentag, Barite powder, and Kaolin.

2.4. R&D for New Products/Services

To address manufacturing challenges and create jobs, PVChem developed new product and service lines: (i) Completed development of high-performance water-based drilling fluid system (Pro-Drill), signed a trial agreement with VSP (ii) Completed development of synthetic oil-based drilling fluid system (SBM) per contract with PVN, (iii) Commercialized several new products (acid corrosion inhibitors, pipeline inhibitors, drilling fluid chemicals), (iv) Researched extraction chemicals tailored to specific fields, (v) Explored new services such as hi-tech cementing and fracturing, especially for VSP.

2.5. Cost-saving Measures

PVChem implemented cost reduction solutions across all sectors; reviewed and minimized office expenses, strictly managed fuel/material costs and procurement; and optimized cost of goods sold and cash flow management.

2.6. Social Welfare

PVChem maintained good social responsibility efforts, organizing support for 35 underprivileged employees during Tet Holiday, charity programs in Vung Tau, Quang Ngai, Ha Tinh, and aid for flood-affected areas in the North.






3. ACHIEVEMENTS IN 2024

- Restructured business activities across the Corporation, reorganized resources to optimize asset usage and boost business effectiveness.
- Completed R&D of Pro-Dril water-based fluid system, granted a trademark by the Intellectual Property Office. Field testing at VSP's well 2205/BK-22 to finish in Q1/2025. Expected to strengthen self-reliance in drilling fluid services.
- Developed PV-HYDrill synthetic oil-based system under contract with PVN, trademark registered. Industrial testing planned for 2026–2027, to be used in key projects like Block B and Block 09/1.
- Signed service contracts with Vietsovpetro (10 wells) and PVEP (12 wells); secured long-term industrial service contracts (e.g., Daily Maintenance, SIP with Nghi Son Refinery; anti-corrosion coating with Dung Quat Refinery).
- Maintained and expanded drilling fluid service market share, reinforcing PVChem's role in the oil & gas value chain.
- Accelerated digital transformation and corporate culture renewal to foster a more professional and efficient working environment.







4. BUSINESS PLAN FOR 2025

4.1. 2025 Key Targets

Consolidated targets for the Corporation in 2025:

 Production output: 13.200 tons	 Profit after tax: VND 31.2 billion
 Total revenue: VND 2,800.0 billion	 State budget contribution: VND 125 billion
 Profit before tax: VND 44.0 billion	

Parent Company – PVChem targets for 2025:

 Total revenue: VND 1,050.0 billion	 State budget contribution: VND 36.0 billion
 Profit before tax: VND 17.5 billion	 Investment target: VND 8.2 billion
 Profit after tax: VND 17.5 billion	 Dividend payout ratio: 2.0%

4.2. Key Tasks for 2025

4.2.1. General Tasks

- Focus on deploying management approaches: volatility management, value chain management, ecosystem management, and digital platform-based management. Embrace the motto “renew old drivers, supplement with new ones” to flexibly shift business models in line with modern development trends.
- Effectively implement the annual management plan of PVN and PVChem. Focus on cost review, optimization, and enhancing business efficiency.
- Develop and submit for PVN's approval the 5-year Plan (2026–2030) and Development Strategy to 2030, with a vision to 2050.

4.2.2. Specific Tasks by Area

• Business & Production

- Concentrate resources and implement comprehensive solutions to meet the 2025 business targets.
- Enhance drilling fluid, technical, and industrial service capabilities; expand anti-corrosion, maintenance services within and beyond the oil & gas sector.
- Focus resources on Block B project service and chemical supply.
- Continue traditional trading operations, expand chemical supply via tenders and new product trials.
- Manage and control traditional product manufacturing to ensure quality and competitiveness; develop new products to optimize Cái Mép Plant capacity.
- Pilot PVChem's drilling fluid system at Vietsovpetro wells; research EOR (Enhanced Oil Recovery) solutions suited to specific well conditions.

• Restructuring & Innovation


- Continue restructuring and reform per the 2021–2025 restructuring plan approved by PVN (Resolution 6298/NQ-DKVN dated Nov 1, 2022).
- Proceed with divestment or bankruptcy procedures for DMC-VTS.
- Prepare to convert DMC Co., Ltd. and PVChem-Tech Co., Ltd. into joint-stock companies when feasible.
- Explore forming joint-stock/joint venture companies to invest in and operate future projects and plants.

• Finance & Investment

- Strengthen capital balancing, cash flow, debt management; recover overdue and doubtful debts;
- Monitor inventory to maintain healthy finances.
- Optimize asset utilization across the Corporation. Preserve and grow shareholder equity; enhance financial safety indicators.
- Focus on effective investment projects aligned with PVChem's strategic goals (e.g., LNG Thi Vai industrial gas plant, chemical terminal M&A, PET chip recycling plant, Sulphuric acid production plant); increase charter capital for PVChem-CS.
- Explore M&A or BCC opportunities with suitable companies/projects aligned with PVChem's direction (e.g., forming or acquiring companies producing basic/industrial chemicals).

• Other Tasks

- Drive digital transformation, ERP implementation per the 2022–2026 roadmap toward 2030.
- Rebuild corporate and business culture at PVChem.
- Implement social welfare, communications, and corporate culture tasks in line with PVN directives, ensuring operational efficiency.
- Develop and execute safety and occupational hygiene plans in accordance with Article 76 of the Law on Occupational Safety and Hygiene No. 84/2015/QH13 dated June 25, 2015.



IV. EVALUATION BY THE BOARD OF DIRECTORS ON PVCHEM'S PERFORMANCE

1. RESULTS OF THE BOARD OF DIRECTORS' ACTIVITIES IN 2024

- Directed the implementation of the 2024 business plan and the development of the 2025 business plan.
- Oversaw the implementation of PVChem's Development Strategy to 2035 and the 2021–2025 Five-Year Plan; reviewed and refined the 2026–2030 Five-Year Plan.
- Implemented the PVChem restructuring project for 2021–2025, focusing on finalizing governance frameworks, internal policies and procedures (including revisions to the Company Charter, Brand Management Regulations, Business Travel Policy, Parent Company Debt Management Policy, Salary and Bonus Policy, etc.).
- Reviewed senior management succession planning for 2026–2031 and developed middle management planning for 2025–2030; reviewed, rotated, and appointed personnel aligned with capabilities and actual conditions (appointed General Director, reappointed 2 Deputy General Directors, reappointed Head of HR Department, etc.).
- Held monthly meetings to update on progress, provide guidance, and resolve challenges in investment projects (e.g., PP compound, H₂O₂, Petchip, industrial gas).
- Continued directing efforts to recover debts, manage inventory, and optimize asset and capital use across units.
- Oversaw representatives at subsidiaries/affiliates in performing assigned tasks, ensuring preservation and growth of PVChem's capital contributions.

2. EVALUATION OF THE MANAGEMENT BOARD'S PERFORMANCE

- The Board of Directors supervised the Management Board in executing PVChem's regulations and the resolutions/decisions of the General Meeting of Shareholders and the Board itself. Supervision was conducted through Board meetings, monthly/quarterly briefings, and thematic meetings.
- The Board maintained frequent discussions with the Management Board regarding strategy, long-term planning, the 2024 business plan implementation, 2025 plan development, restructuring, organization, personnel, investment, and finance.
- Supervision outcome: In 2024, the Management Board operated in compliance with the resolutions/decisions of the GMS/Board, Company Charter, internal regulations, and legal requirements.

3. PLANS AND DIRECTIONS OF THE BOARD OF DIRECTORS FOR 2025

- Focus on executing the 2025 business plan, 2021–2025 Five-Year Plan, and develop the 2026–2030 plan, Strategy to 2030, and Vision to 2050.
- Continue implementing the 2021–2025 restructuring project, finalizing management frameworks and building a governance model tailored to business characteristics. Restructure/transform subsidiary models when conditions permit (e.g., divestment/dissolution/bankruptcy of DMC-VTS).
- Explore M&A or BCC opportunities in promising projects aligned with PVChem's development orientation.
- Enhance inspection and oversight of units with PVChem capital contributions (covering finance, investment, capital utilization, inventory, receivables, etc.) to protect and grow shareholder and investor value

V. CORPORATE GOVERNANCE

1. BOARD OF DIRECTORS

No.	Member of the Board of Directors	Position (Independent /Non-Executive)	Shareholding (%)	Other Management Roles
1	Mr. Truong Dai Nghia	Chairman	0%	None
2	Mr. Duong Tri Hoi	Member cum General Director	0%	None
3	Mr. Tran Hong Kien	Independent Member of the Board of Directors	0%	None
4	Mr. Nguyen Ngoc Quynh	Member of the Board of Directors	0,0095%	Chairman – DMC Co., Ltd.
5	Mr. Ha Duy Tan	Member of the Board of Directors	0%	Chairman – PVChem-Tech Co., Ltd.

SUBCOMMITTEES UNDER THE BOARD OF DIRECTORS:

- The Board of Directors has not established any sub-committees.

ACTIVITIES OF THE BOARD OF DIRECTORS

- PVChem's Board of Directors consists of 5 members: 1 full-time Chairman, 1 member cum General Director, 2 full-time members, and 1 independent member. An Audit Committee operates under the Board. PVChem operates under the governance model defined in Point (b), Article 137 of the Law on Enterprises 2020.

BOARD MEETINGS IN 2024

No.	Member of the Board of Directors	Meetings Attended	Attendance Rate	Reason for Absence
1	Mr. Truong Dai Nghia	12/12	100%	
2	Mr. Duong Tri Hoi	9/12	75%	Member since April 26, 2024
3	Mr. Tran Hong Kien	10/12	91,6%	Business trip
4	Mr. Nguyen Ngoc Quynh	11/12	100%	
5	Mr. Ha Duy Tan	11/12	94,12%	

ACTIVITIES OF THE INDEPENDENT MEMBER OF THE BOARD OF DIRECTORS

- PVChem has one independent Member of the Board of Directors. In 2024, the independent member fulfilled all functions and duties in accordance with the Law on Enterprises, PVChem's Charter, and relevant regulations. The member coordinated closely with the Board and actively supported the Board of Management in achieving business objectives.
- None of the Member of the Board of Directorss participated in corporate governance training programs in 2024.

2. AUDIT COMMITTEE OF PVCHEM

AUDIT COMMITTEE MEMBERS AND STRUCTURE

No.	Member	Position	Start Date	Qualification	Personal Shareholding	Authorized Shares /	Ownership %
1	Mr. Tran Hong Kien	Chairman	12/5/2021	Master of Finance	0		
2	Mr. Nguyen Ngoc Quynh	Member	12/5/2021	Marine & Petroleum Construction Engineer	7,726		0,009%
3	Mr. Ha Duy Tan	Member	12/5/2021	Construction Engineer	0	8,119,446 (Authorized from 6/2/2024)	10%

AUDIT COMMITTEE MEETINGS

No.	Member	Meetings Attended	Attendance Rate	Voting Participation	Reason for Absence
3	Mr. Tran Hong Kien	3/3	100%	100%	
4	Mr. Nguyen Ngoc Quynh	2/3	66,7%	100%	Business trip
5	Mr. Ha Duy Tan	3/3	100%	100%	

AUDIT COMMITTEE ACTIVITIES

- The Audit Committee oversaw the Board of Directors, Board of Management, and shareholders in accordance with the Law on Enterprises, relevant regulations, PVChem's Charter, and the Audit Committee's Operating Rules.
- In 2023, the Board of Directors, Management, and shareholders fully complied with the resolutions/decisions of the General Meeting of Shareholders, applicable laws, and the PVChem Charter.
- The Audit Committee actively coordinated with the Board, Management, and key personnel in task execution and supported business operations.
- The Committee participated in all Board meetings and provided independent opinions on matters under the Board's authority.
- In 2024, the Audit Committee held 3 meetings:
 - 2 meetings to select the audit firm for PVChem's 2023 financial statements
 - 1 meeting to review the 2024 internal audit plan and amend the internal audit regulations and procedures.

3. TRANSACTIONS, REMUNERATION, AND BENEFITS OF THE BOD, BOARD OF MANAGEMENT, AND AUDIT COMMITTEE

In 2024, remuneration and other benefits for the Board of Directors and the Board of Management were implemented in accordance with Resolution No. 509/NQ-PVChem dated 26/04/2024 of the Annual General Meeting of Shareholders, and Decision No. 912/QĐ-PVChem dated 09/08/2024 of the Board of Directors of PVChem on the issuance of the Salary and Bonus Regulations of the Parent Company – PVChem, in line with the Corporation's business performance.

Unit: VND

No.	Full Name	Position	Salary & Remuneration	Other Income (Holidays, clothing, meals)	Total Income (Pre-tax)	Note
1	Truong Dai Nghia	Chairman of the BOD	1 061 454 140	10 000 000	1 071 454 140	
2	Ha Duy Tan	BOD Member	884 366 240	10 000 000	894 366 240	
3	Nguyen Ngoc Quynh	BOD Member	884 366 240	10 000 000	894 366 240	
4	Tran Hong Kien	Independent BOD Member	720 000 000	0 000 000	720 000 000	
5	Duong Tri Hoi	BOD Member	937 296 482	14 650 000	951 946 482	Mr. Duong Tri Hoi has been working at PVChem since 25/01/2024.
6	Phan Cong Thanh	BOD Member cum General Director	64 957 409	0 510 000	65 467 409	Mr. Phan Cong Thanh transferred his position from 25/01/2024.
7	Bui Tuan Ngoc	Deputy General Director	883 844 873	16 330 000	900 174 873	
8	Pham Ngoc Khue	Deputy General Director	887 155 855	14 710 000	901 865 855	
9	Vu An	Deputy General Director	771 714 911	16 120 000	787 834 911	Mr. Vu An transferred his position from 12/12/2024.
10	Tran Van Trinh	Chief Accountant	825 923 000	16 240 000	842 163 000	

- **Related Party Transactions or Transactions between the company and related persons, or between the company and major shareholders, insiders, and their related persons: See attached appendix.**

No.	Organization Individual Name	Relationship with the Company	Business Registration Number*, Date of Issue, Issuing Authority	Registered Office/ Contact Address	Transaction Period with the Company	Transaction Details (Content, Quantity, Total Value of Transaction in Million VND)	
1	Vietnam Oil and Gas Group (PetroVietnam)	Parent Company	0100681592	18 Lang Ha, Thanh Cong, Ba Dinh, Hanoi	2022-2024	Contract for Scientific Mission Execution	5,03
2	Vietnam Oil and Gas Group (PetroVietnam)	Parent Company	0100681592	18 Lang Ha, Thanh Cong, Ba Dinh, Hanoi	2022-2025	Trademark Transfer Agreement (PVN)	60,07
3	DMC-Southern Petroleum Chemicals Joint Stock Company	Subsidiary	3500850392	No. 35, 30/4 Street, Ward 9, Vung Tau City, Ba Ria-Vung Tau Province	2024	Sales of Goods and Services	4,33
						Purchase of Goods and Services	1,07
4	M-I Vietnam Oil & Gas Services Vietnam Limited Liability Company	Subsidiary	3500101322	99 Le Loi, Thang Nhi Ward, Vung Tau City, Ba Ria-Vung Tau Province	2024	Purchase and Sale of Goods and Services	0,86
5	DMC – Drilling Fluids and Well Service	Subsidiary	3502441229	No. 35, 30/4 Street, Ward 9, Vung Tau City, Ba Ria-Vung Tau Province	2024	Sales of Goods and Services	2,36
						Purchases of Goods and Services	142,33
6	PVChem-Tech Company Limited	Subsidiary	0109467561	12th Floor, VPI Tower, No. 167 Trung Kinh Street, Yen Hoa Ward, Cau Giay District, Hanoi	2024	Sales of Goods and Services	1,56
						Purchases of Goods and Services	18,78
7	PVChem Industrial Services Co., Ltd	Subsidiary	0110398224	12th Floor, VPI Tower, No. 167 Trung Kinh Street, Yen Hoa Ward, Cau Giay District, Hanoi	2024	Sales of Goods and Services	1,66
						Sales of Goods and Services	8,49
8	PVChem-CS Company Limited	Subsidiary	0317824165	No. 163 Hai Ba Trung, Vo Thi Sau Ward, District 3, Ho Chi Minh City	2024	Sales of Goods and Services	39,81
						Sales of Goods and Services	30,59

- **Transactions between insiders or their related persons and subsidiaries or entities controlled by the company: None.**
- **Transactions involving insiders and related persons regarding the company's shares:**

No.	Person Executing Transaction	Relationship with Insider	Shares at Beginning of Period		Shares at End of Period		Reason for Change
			Number of Shares	Ownership Percentage	Number of Shares	Ownership Percentage	
1	Nguyen Ngoc Quynh		547.726	0,67%	7.726	0,009%	Share sale



VI.FINANCIAL REPORT

STATEMENT OF THE BOARD OF MANAGEMENT

The Board of Management of PetroVietNam Chemical and Services Joint Stock Corporation (the "Corporation") presents this report together with the Corporation's consolidated financial statements for the year ended 31 December 2024.

THE BOARDS OF DIRECTORS AND MANAGEMENT

The members of the Boards of Directors and Management of the Corporation during the year and to the date of this report are as follows:

Board of Directors

Mr. Truong Dai Nghia	Chairman
Mr. Phan Cong Thanh	Member (resigned on 25 January 2024)
Mr. Duong Tri Hoi	Member (appointed on 26 April 2024)
Mr. Nguyen Ngoc Quynh	Member
Mr. Ha Duy Tan	Member
Mr. Tran Hong Kien	Independent member

Board of Management

Mr. Duong Tri Hoi	Chief Executive Officer (appointed on 25 January 2024)
Mr. Phan Cong Thanh	Chief Executive Officer (resigned on 25 January 2024)
Mr. Pham Ngoc Khue	Deputy Chief Executive Officer
Mr. Bui Tuan Ngoc	Deputy Chief Executive Officer
Mr. Vu An	Deputy Chief Executive Officer (resigned on 12 December 2024)
Mr. Tran Van Trinh	Chief Accountant



THE BOARD OF MANAGEMENT'S STATEMENT OF RESPONSIBILITY


The Board of Management of the Corporation is responsible for preparing the consolidated financial statements, which give a true and fair view of the consolidated financial position of the Corporation as at 31 December 2024, and its consolidated financial performance and its consolidated cash flows for the year then ended in accordance with Vietnamese Accounting Standards, accounting regime for enterprises and legal regulations relating to consolidated financial reporting. In preparing these consolidated financial statements, the Board of Management is required to:

- select suitable accounting policies and then apply them consistently;
- make judgments and estimates that are reasonable and prudent;
- state whether applicable accounting principles have been followed, subject to any material departures disclosed and explained in the consolidated financial statements;
- prepare the consolidated financial statements on the going concern basis unless it is inappropriate to presume that the Corporation will continue in business; and
- design and implement an effective internal control system for the purpose of properly preparing and presenting the consolidated financial statements so as to minimize errors and frauds.

STATEMENT OF THE BOARD OF MANAGEMENT (Continued)

The Board of Management is responsible for ensuring that proper accounting records are kept, which disclose, with reasonable accuracy at any time, the consolidated financial position of the Corporation and that the consolidated financial statements comply with Vietnamese Accounting Standards, accounting regime for enterprises and legal regulations relating to consolidated financial reporting. The Board of Management is also responsible for safeguarding the assets of the Corporation and hence for taking reasonable steps for the prevention and detection of frauds and other irregularities.

The Board of Management confirms that the Corporation has complied with the above requirements in preparing these consolidated financial statements.

For and on behalf of the Board of Management, 



Dương Trí Hoi
Chief Executive Officer

14 March 2025

No.: 06/10 /VN1A-HN-BC

INDEPENDENT AUDITORS' REPORT

To: The shareholders
The Board of Directors and Management
PetroVietNam Chemical and Services Joint Stock Corporation

We have audited the accompanying consolidated financial statements of PetroVietNam Chemical and Services Joint Stock Corporation (the "Corporation"), prepared on 14 March 2025 as set out from page 05 to page 36, which comprise the balance sheet as at 31 December 2024, and the statement of income, and statement of cash flows for the year then ended, and a summary of significant accounting policies and other explanatory information.

Board of Management's Responsibility for the Consolidated Financial Statements

Management is responsible for the preparation and fair presentation of these consolidated financial statements in accordance with Vietnamese Accounting Standards, accounting regime for enterprises and legal regulations relating to consolidated financial reporting and for such internal control as management determines is necessary to enable the preparation of consolidated financial statements that are free from material misstatement, whether due to fraud or error.

Auditors' Responsibility

Our responsibility is to express an opinion on these consolidated financial statements based on our audit. We conducted our audit in accordance with Vietnamese Standards on Auditing. Those standards require that we comply with ethical requirements and plan and perform the audit to obtain reasonable assurance about whether the consolidated financial statements are free from material misstatement.

An audit involves performing procedures to obtain audit evidence about the amounts and disclosures in the consolidated financial statements. The procedures selected depend on the auditors' judgment, including the assessment of the risks of material misstatement of the consolidated financial statements, whether due to fraud or error. In making those risk assessments, the auditors consider internal control relevant to the Corporation's preparation and fair presentation of the consolidated financial statements in order to design audit procedures that are appropriate in the circumstances, but not for the purpose of expressing an opinion on the effectiveness of the Corporation's internal control. An audit also includes evaluating the appropriateness of accounting policies used and the reasonableness of accounting estimates made by management, as well as evaluating the overall presentation of the consolidated financial statements.

We believe that the audit evidence we have obtained is sufficient and appropriate to provide a basis for our audit opinion.

Opinion

In our opinion, the consolidated financial statements give a true and fair view of the consolidated financial position of the Corporation as at 31 December 2024, and its consolidated financial performance and its consolidated cash flows for the year then ended in accordance with Vietnamese Accounting Standards, accounting regime for enterprises and legal regulations relating to consolidated financial reporting.

INDEPENDENT AUDITORS' REPORT (Continued)

Other Matter

The consolidated financial statements of the Corporation for the year ended 31 December 2023 were audited by another auditor who expressed an unmodified opinion on those statements on 18 March 2024.



Tran Xuan Anh
Deputy General Director
Audit Practising Registration Certificate
No. 0723-2023-001-1

DELOITTE VIETNAM AUDIT COMPANY LIMITED

14 March 2025
Hanoi, S.R. Vietnam

Pham Quynh Hoa
Auditor
Audit Practising Registration Certificate
No. 0910-2023-001-1

CONSOLIDATED BALANCE SHEET

As at 31 December 2024

Unit: VND

ASSETS	Codes	Notes	Closing balance	Opening balance
A. CURRENT ASSETS	100		1,900,892,719,749	2,300,338,476,233
I. Cash and cash equivalents	110	4	420,927,811,897	649,484,816,227
1. Cash	111		215,858,325,986	345,628,209,413
2. Cash equivalents	112		205,069,485,911	303,856,606,814
II. Short-term financial investments	120	5	203,430,000,000	156,120,000,000
1. Held-to-maturity investments	123		203,430,000,000	156,120,000,000
III. Short-term receivables	130		843,659,719,994	1,158,165,965,650
1. Short-term trade receivables	131	6	786,053,371,707	1,060,194,746,797
2. Short-term advances to suppliers	132	7	67,122,677,283	23,350,255,249
3. Other short-term receivables	136	8	32,131,664,966	112,053,417,346
4. Provision for short-term doubtful debts	137	9	(41,647,993,962)	(37,432,453,742)
IV. Inventories	140	10	416,008,652,940	318,396,620,320
1. Inventories	141		470,752,456,376	389,344,285,310
2. Provision for devaluation of inventories	149		(54,743,803,436)	(70,947,664,990)
V. Other short-term assets	150		16,866,534,918	18,171,074,036
1. Short-term prepayments	151		2,856,160,221	9,803,632,333
2. Value added tax deductibles	152		13,084,321,733	8,232,551,115
3. Taxes and other receivables from the State budget	153	16	926,052,964	134,890,588
B. NON-CURRENT ASSETS	200		164,603,387,251	171,702,032,054
I. Long-term receivables	210		8,688,252,030	3,231,801,366
1. Long-term trade receivables	211		3,726,000,000	-
2. Other long-term receivables	216	8	4,962,252,030	3,231,801,366
II. Fixed assets	220		69,763,493,570	130,050,016,397
1. Tangible fixed assets	221	11	64,625,898,178	108,020,485,305
- Cost	222		288,332,419,069	397,520,391,492
- Accumulated depreciation	223		(223,706,520,891)	(289,499,906,187)
2. Intangible assets	227	12	5,137,595,392	22,029,531,092
- Cost	228		9,135,853,758	33,100,933,672
- Accumulated amortisation	229		(3,998,258,366)	(11,071,402,580)
III. Investment property	230	13	61,682,560,758	-
- Cost	231		151,876,088,685	-
- Accumulated depreciation	232		(90,193,527,927)	-
IV. Long-term assets in progress	240		379,918,725	13,022,253,728
1. Construction in progress	242		379,918,725	13,022,253,728
2. Investments in joint-ventures	252		12,769,655,880	-
3. Provision for impairment of long-term financial investments	254		(12,769,655,880)	-
V. Other long-term assets	260		24,089,162,168	25,397,960,563
1. Long-term prepayments	261		2,938,411,579	3,378,415,740
2. Deferred tax assets	262		21,150,750,589	22,019,544,823
TOTAL ASSETS (270=100+200)	270		2,065,496,107,000	2,472,040,508,287

The accompanying notes are an integral part of these consolidated financial statements


CONSOLIDATED BALANCE SHEET (Continued)


As at 31 December 2024

Unit: VND

RESOURCES	Codes	Notes	Closing balance	Opening balance
C. LIABILITIES	300		1,027,412,110,556	1,422,318,486,560
I. Current liabilities	310		1,010,908,353,432	1,403,431,002,848
1. Short-term trade payables	311	14	369,531,229,620	313,174,345,331
2. Short-term advances from customers	312	15	100,148,089,009	108,174,426,424
3. Taxes and amounts payable to the State budget	313	16	12,438,471,537	13,790,422,110
4. Payables to employees	314		18,212,900,662	18,097,259,395
5. Short-term accrued expenses	315	17	86,308,351,197	136,366,566,728
6. Other current payables	319	18	4,962,487,756	3,590,791,032
7. Short-term loans and obligations under finance leases	320	19	413,679,091,103	809,914,517,233
8. Short-term provisions	321	20	2,358,969,888	-
9. Bonus and welfare funds	322		3,268,762,660	322,674,595
II. Long-term liabilities	330		16,503,757,124	18,887,483,712
1. Other long-term payables	337		-	267,375,000
2. Deferred tax liabilities	341		2,591,104,609	3,522,251,176
3. Long-term provisions	342	20	13,912,652,515	15,097,857,536
D. EQUITY	400		1,038,083,996,444	1,049,722,021,727
I. Owners' equity	410	21	1,038,083,996,444	1,049,722,021,727
1. Owner's contributed capital	411		811,944,630,000	811,944,630,000
- Ordinary shares carrying voting rights	411a		811,944,630,000	811,944,630,000
2. Share premium	412		39,728,981,618	39,728,981,618
3. Foreign exchange reserve	417		2,672,747,436	2,672,747,436
4. Investment and development fund	418		56,913,907,299	53,713,907,299
5. Retained earnings	421		22,182,189,278	33,747,124,438
- Retained earnings accumulated to the prior year end	421a		18,882,939,651	13,263,845,925
- Retained earnings of the current year	421b		3,299,249,627	20,483,278,513
6. Non-controlling interests	429		104,641,540,813	107,914,630,936
TOTAL RESOURCES (440=300+400)	440		2,065,496,107,000	2,472,040,508,287


 Bui Viet Hoang
Preparer


 Tran Van Trinh
Chief Accountant


 Duong Tri Hoi
General Director

14 March 2025

The accompanying notes are an integral part of these consolidated financial statements




CONSOLIDATED INCOME STATEMENT


For the year ended 31 December 2024

Unit: VND

ITEMS	Codes	Notes	Current year	Prior year
1. Gross revenue from goods sold and services rendered	01	24	2,957,527,782,915	3,228,718,536,079
2. Deductions	02	24	253,365,441	6,792,109,831
3. Net revenue from goods sold and services rendered (10=01-02)	10	24	2,957,274,417,474	3,221,926,426,248
4. Cost of sales	11	25	2,759,869,903,602	2,999,441,035,747
5. Gross profit from goods sold and services rendered (20=10-11)	20		197,404,513,872	222,485,390,501
6. Financial income	21	26	30,114,571,928	28,887,546,376
7. Financial expenses	22	27	9,968,128,107	18,902,081,260
- In which: Interest expense	23		3,081,943,648	4,169,707,516
8. Selling expenses	25	28	43,463,717,647	33,894,216,123
9. General and administration expenses	26	28	152,963,370,580	162,663,150,644
10. Operating profit (30=20+(21-22)-(25+26))	30		21,123,869,466	35,913,488,850
11. Other income	31		7,552,714,258	22,701,106,428
12. Other expenses	32		1,166,007,363	4,058,596,562
13. Profit from other activities (40=31-32)	40		6,386,706,895	18,642,509,866
14. Accounting profit before tax (50=30+40)	50		27,510,576,361	54,555,998,716
15. Current corporate income tax expense	51		11,997,145,801	14,730,462,861
16. Deferred corporate tax expense	52		20,234,889	4,803,109,873
17. Net profit after corporate income tax (60=50-51-52)	60		15,493,195,671	35,022,425,982
In which:				
Profit after tax attributable to Parent Company	61		3,299,249,627	20,483,278,513
Profit after tax attributable to non-controlling shareholders	62		12,193,946,044	14,539,147,469
18. Basic earnings per share	70	30	18	177


Bui Viet Hoang
Preparer


Tran Van Trinh
Chief Accountant


Duong Tri Hoi
General Director

14 March 2025

The accompanying notes are an integral part of these consolidated financial statements

CONSOLIDATED CASH FLOW STATEMENT

(Indirect method)

For the year ended 31 December 2024

Unit: VND

ITEMS	Codes	Current year	Prior year
I. CASH FLOWS FROM OPERATING ACTIVITIES			
1. Profit before tax	01	27,510,576,361	54,555,998,716
2. Adjustments for:			
Depreciation and amortisation of fixed assets and investment properties	02	21,653,077,545	21,188,250,975
Provisions	03	(6,606,620,079)	(13,524,531,495)
Foreign exchange losses arising from translating foreign currency items	04	9,308,458,155	9,395,106,605
Loss/(gain) from investing activities	05	3,810,046,332	(20,992,868,955)
Interest expense	06	3,081,943,648	4,169,707,516
3. Operating profit before movements in working capital	08	58,757,481,962	54,791,663,362
Decreases in receivables	09	301,126,565,605	174,961,465,201
(Increase)/decrease in inventories	10	(81,408,171,066)	39,413,786,809
Decreases in payables (excluding accrued loan interest and corporate income tax payable)	11	(2,255,727,592)	(135,963,748,978)
Decrease/(increase) in prepaid expenses	12	7,387,476,273	(3,653,595,180)
Interest paid	14	(4,380,352,357)	(7,341,209,206)
Corporate income tax paid	15	(8,614,303,682)	(16,956,684,719)
Other cash inflows	16	-	2,000,000
Other cash outflows	17	(10,304,824,834)	(7,045,724,323)
Net cash generated by operating activities	20	260,308,144,309	98,207,952,966
II. CASH FLOWS FROM INVESTING ACTIVITIES			
1. Acquisition and construction of fixed assets and other long-term assets	21	(27,667,291,667)	(15,038,299,865)
2. Proceeds from sale, disposal of fixed assets and other long-term assets	22	-	276,354,545
3. Cash outflow for lending, buying debt instruments of other entities	23	(326,570,836,471)	(328,300,000,000)
4. Cash recovered from lending, selling debt instruments of other entities	24	279,260,836,471	297,979,561,390
5. Interest earned, dividends and profits received	27	(2,308,467,937)	21,575,651,350
Net cash used in investing activities	30	(77,285,759,604)	(23,506,732,580)

The accompanying notes are an integral part of these consolidated financial statements

CONSOLIDATED CASH FLOW STATEMENT (Continued)

(Indirect method)

For the year ended 31 December 2024

Unit: VND

ITEMS	Codes	Current year	Prior year
III. CASH FLOWS FROM FINANCING ACTIVITIES			
1. Proceeds from share issue and owners' contributed capital	31	-	211,574,950,000
2. Proceeds from borrowings	33	465,054,601,306	1,225,212,470,457
3. Repayment of borrowings	34	(870,598,485,591)	(1,066,895,458,718)
4. Dividends and profits paid	36	(6,408,728,860)	(23,228,799,228)
Net cash (used in)/generated by financing activities	40	(411,952,613,145)	346,663,162,511
Net (decrease)/increase in cash (50=20+30+40)	50	(228,930,228,440)	421,364,382,897
Cash and cash equivalents at the beginning of the period	60	649,484,816,227	228,243,900,597
Effects of changes in foreign exchange rates	61	373,224,110	(123,467,267)
Cash and cash equivalents at the end of the year (70=50+60+61)	70	420,927,811,897	649,484,816,227

Bui Viet Hoang
Preparer

Tran Van Trinh
Chief AccountantDuong Tri Hoi
General Director

14 March 2025

The accompanying notes are an integral part of these consolidated financial statements



**PETROVIETNAM
PVCHEM**

Head Office: 6th Floor, Vietnam Petroleum Institute Building, No. 167 Trung Kinh Street,
Yen Hoa Ward, Cau Giay District, Hanoi City

Tel: 024.38562861 * **Fax:** 024.38562552

Email: mail@pvchem.com.vn * **Website:** www.pvchem.com.vn